

# TEACHER REFERENCE:

## SMALL GROUP TOOLS

**This tool can use small groups.** To access all ten-minute prep small group tools and accessories, please insert **SG001** into the Main Search Bar or use for the following link - **Small Group Ten Minute-Prep-Steps:**

<https://learningconnect.org/tool/smgr1-sg001-small-group-tool-ten-minute-prep-steps/>

**(You must be currently subscribed and logged into the Learning Connect website to access this link.)**



# **LEARNING CONNECT**

An Instructional System For Raising Student Achievement

## **Notetaking – Reflect, Rewrite and Reformat Lesson Guide**

# INTRODUCTION

## NOTETAKING REFLECTION AND REWRITE

- 1. To REFLECT and REWRITE – Correlate old notes with new notes.**
- 2. To REFLECT and REWRITE –  
Then, summarize and paraphrase your notes.**

## **NOTETAKING REFORMATING**

*As directed, individually, with a partner or small group...*

- 3. Review your notes and correlate with the most compatible graphics.**

# NOTETAKING REFORMATING

- A. Concept/Topic Map Notetaking** – Use to map out a major concept with accompanying details.
- B. Interlocking Concept/Topic Map Notetaking** – Use to map out interrelated concepts that are within the same category.
- C. Bubble Cycle Flow Chart Notetaking** – Use to show a cycle of steps or tasks.

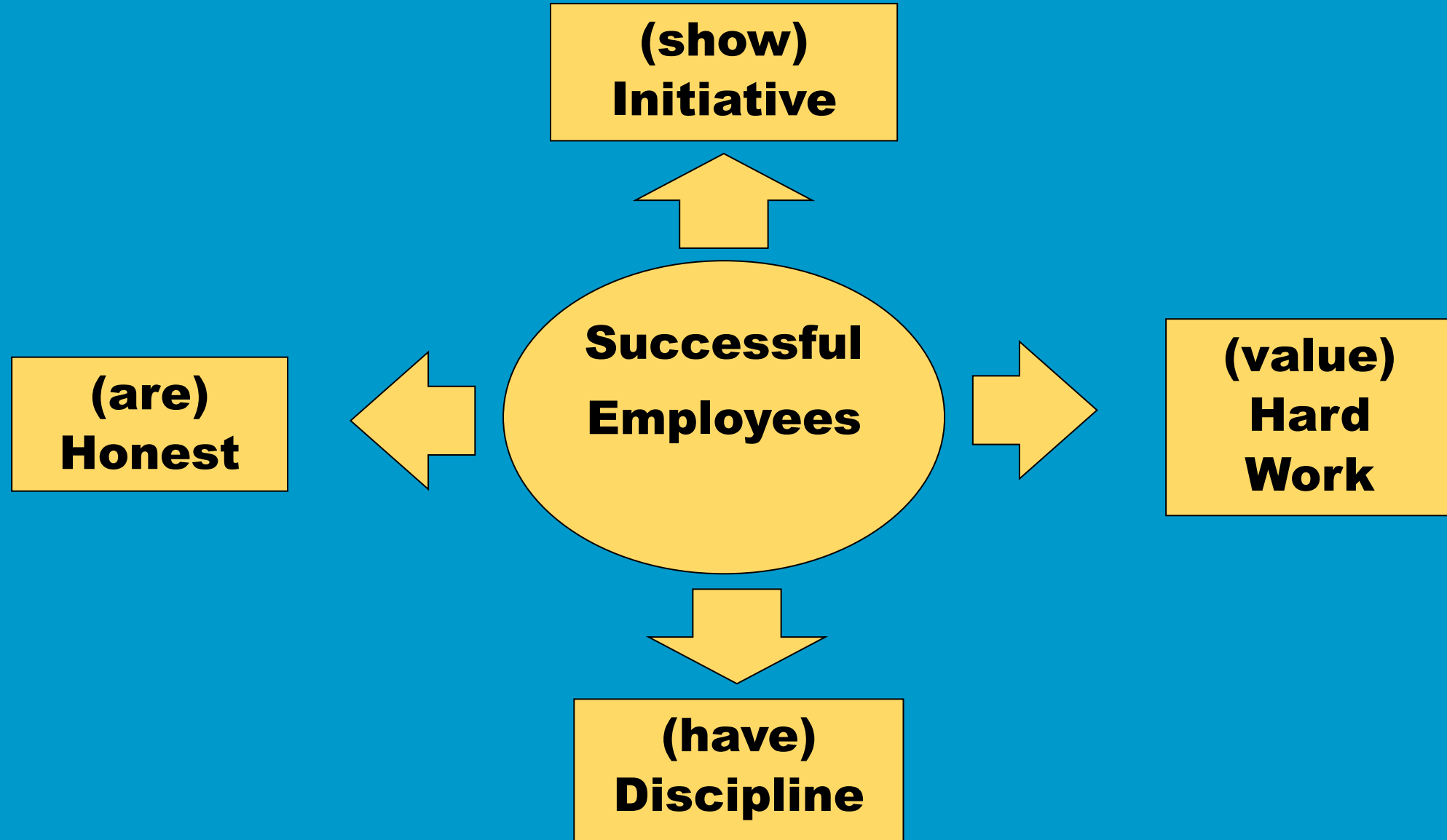
# NOTETAKING REFORMATING

- D. Chronological Timeline Notetaking** – Use to show a sequence of time-related events in chronological order.
- E. Chronological Flowchart Notetaking**– Use to depict a step-by-step workflow process.
- F. Chronological Storyboard Notetaking**– Use of story panels to tell a story of sequence or series of events.

# NOTETAKING REFORMATING

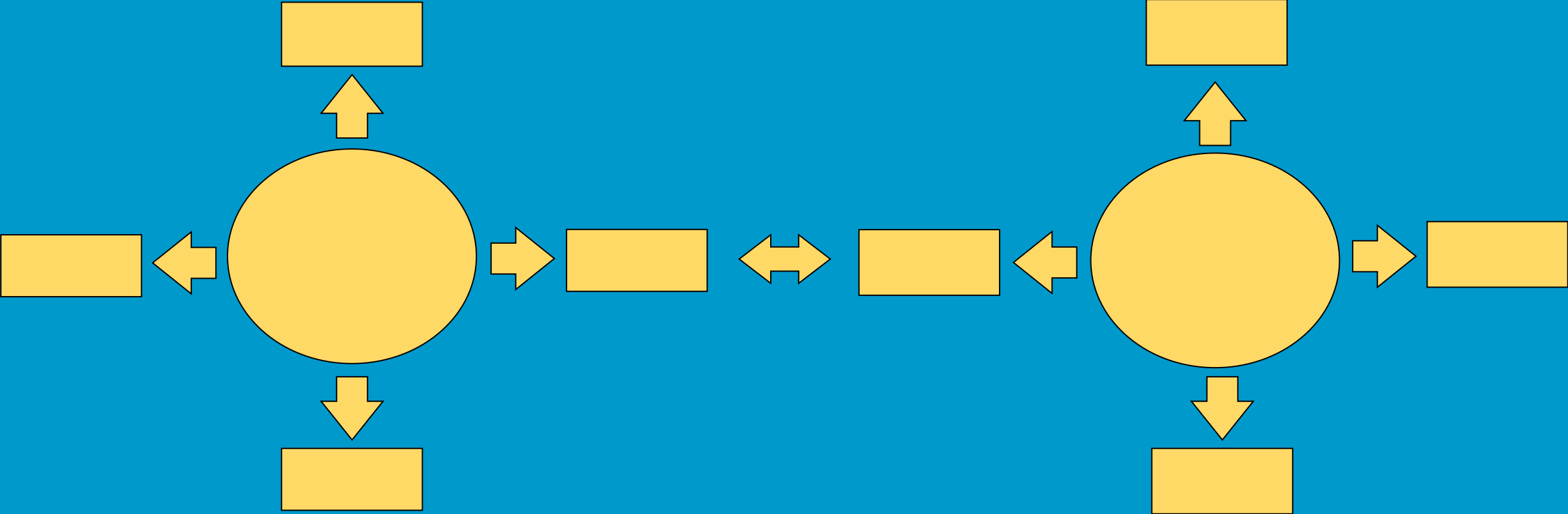
- G. Cause and Effect – Fishbone Notetaking** – Use to visually identify the root causes and factors that lead to a given end-result.
- H. Comparison and Contrast – Chart Notetaking** Use to show similarities and differences between subjects, objects, etc.–
- I. Comparison and Contrast – Venn Diagram Notetaking** – Uses overlapping circles to show relationships between subjects, objects, etc.

## A. Sample Format of a Concept Map









## B. Sample Format of a Interlocking Concept Map



## C. Sample Format of a Bubble Cycle Flow Chart

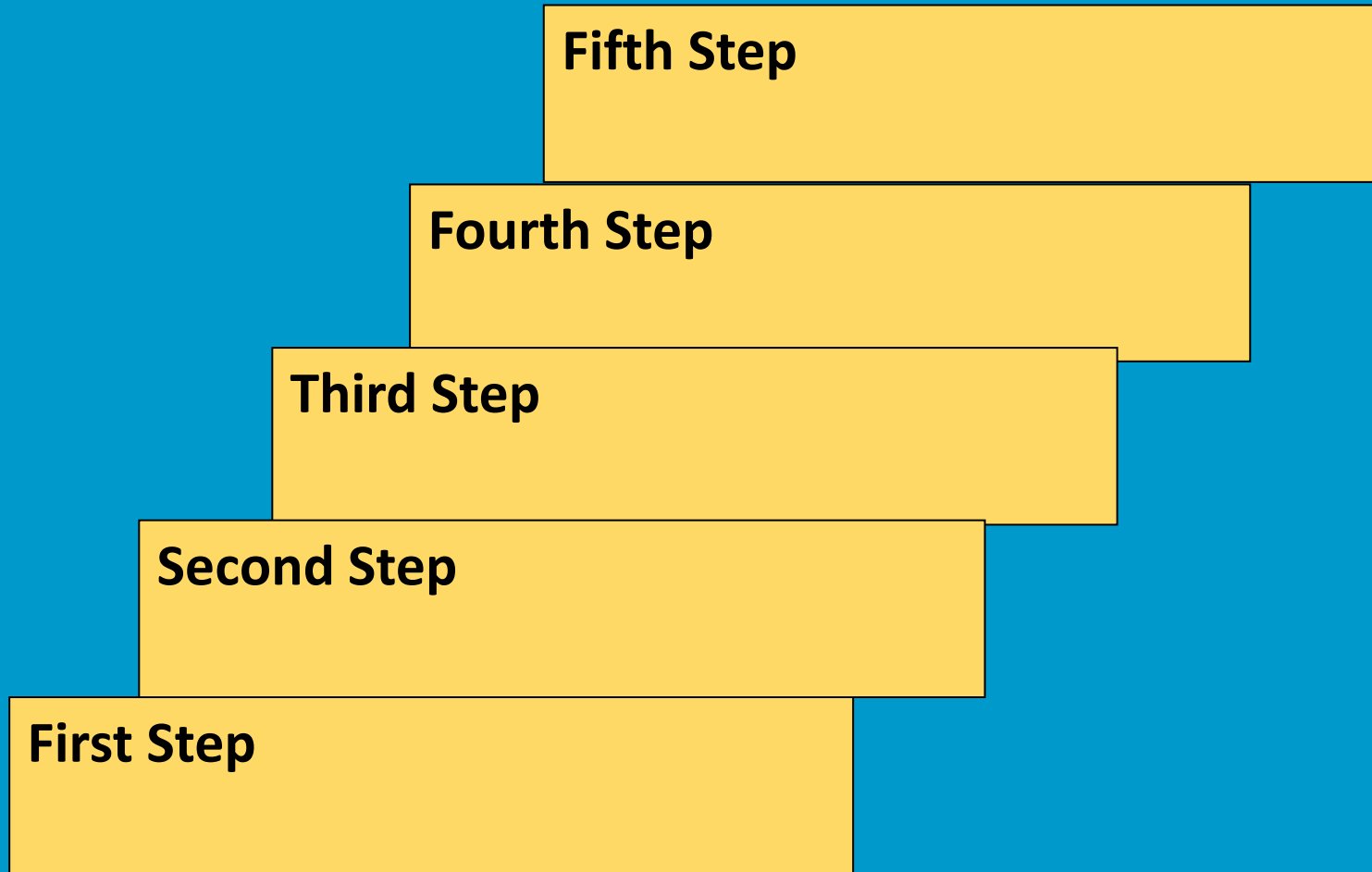


## D. Sample Format of a Chronological Timeline



In this pattern, notes can be presented based upon time periods – seconds, minutes, hours, days, weeks, months, years, decades, centuries, etc.

## E. Sample Format of a Chronological Flow Chart



## **F. Sample Format of a Chronological Storyboard Prep Sheet**

**First thing that happened was:**

**Next thing that happened was:**

**Then,**

**After that,**

**Last thing that happened was:**

# Sample Format of a Chronological Storyboard

**1**



---

---

---

**2**



---

---

---

**3**

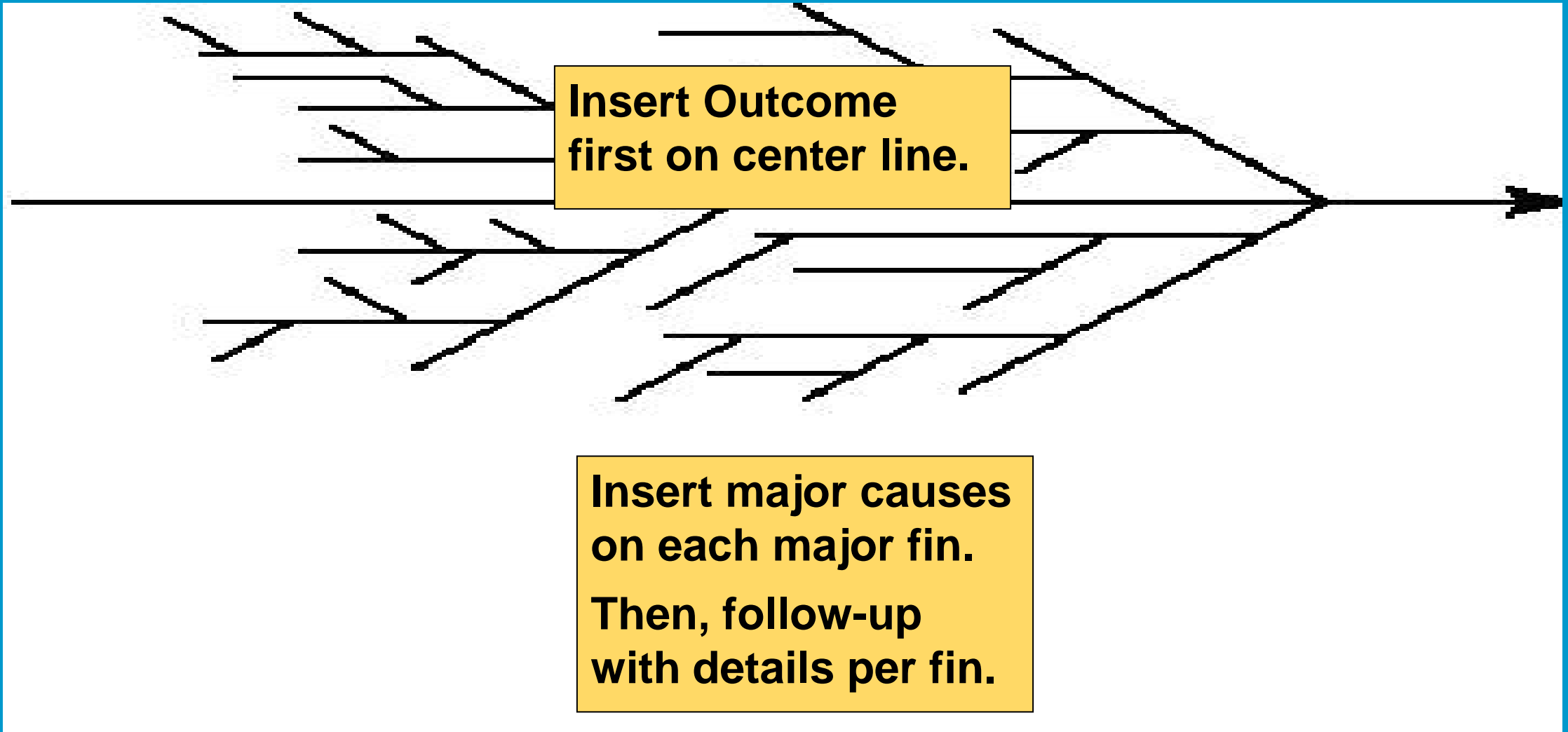


---

---

---

## G. Sample Format of Cause and Effect Notetaking



# H. Sample Format of a Comparison and Contrast Notetaking Chart

## COMPARISON AND CONTRAST NOTETAKING CHART

Object 1 <u>MOTORCYCLE</u>		Object 2. <u>BICYCLE</u>	
Characteristics/ Criterion	Similarities	Differences	
		Object One	Object Two
Wheels	round, rubber	Light-weight	Heavy-weight
Weight	Lighter than a car	Light-weight	Heavy-weight

### Comparison and Contrast Notetaking Chart

Object 1 _____		Object 2. _____	
Characteristics/ Criterion	Similarities	Differences	
		Object One	Object Two



# I. Comparison and Contrast – Venn Diagram Notetaking

**Object One**

**#1 Traits**

1. \_\_\_\_\_
2. \_\_\_\_\_
3. \_\_\_\_\_

**Object Two**

**# 2 Traits**

1. \_\_\_\_\_
2. \_\_\_\_\_
3. \_\_\_\_\_

**Shared  
Traits**

1. \_\_\_\_\_
2. \_\_\_\_\_

# LC LEARNING CONNECT



*“An Online Instructional System  
for Raising Student Achievement”*

**© 2019 Learning Connect - All Rights Reserved. Once Learning Connect copy content is cut and pasted into an electronic virtual digital assistant or any media device, it cannot be shared using the electronic means available on the app or by any other device. This Learning Connect tool information is available to Learning Connect subscribers only.**